





Year 1: Homework Tasks Term 1

A <i>Art & Design</i>	S <i>Skills</i>	P <i>Practice</i>	I <i>Independence</i>	R <i>Revision</i>	E <i>Excellence</i>	 <i>Duke Award</i>
Activity:						
<p style="text-align: center;">Environmental Art!</p> <p>Go on a materials scavenger hunt, and search for items made of various materials such as paper, card, plastic, foil, fabric scraps and natural materials (leaves, sticks and stones).</p> <p>Use the collected objects to create a model or picture.</p> 	<p style="text-align: center;">Number Bond Champions!</p> <p>Write down as many ways that you can think of to make 10.</p> <p>Example: 1 + 9 = 10 2 + 8 = 10</p> <p>Decorate and make it into a poster. This can be done in your homework book or separately.</p> 	<p style="text-align: center;">Sequence Stars!</p> <p>Draw 10 things that you can find in a toy box.</p> <p>For example, 10 toy cars, 10 teddy bears, 10 balls, etc.</p> <p>Practise your sequencing skills:</p> <p>Colour the 1st drawing purple.</p> <p>Colour the 4th drawing red.</p> <p>Colour the 6th drawing blue.</p> <p>Colour the 10th drawing yellow.</p>	<p style="text-align: center;">Funny Face Collages!</p> <p>Make a funny face portrait collage using a range of resources, such as newspapers, magazines, leaflets, photographs, etc.</p> <p>Cut out various facial features from these photographs and arrange them to make a funny face portrait.</p> 	<p style="text-align: center;">Handwriting Superstars!</p> <p>See attached cursive letter formation sheet. Follow the arrows to practise writing each letter.</p> <p>Further practice can be completed in homework books.</p>	<p style="text-align: center;">Childhood Memories!</p> <p>Discuss with parents and grandparents the type of toys they played with when they were children.</p> <p>Are any of these toys the same as yours? Are any of them different?</p> <p>Write at least one sentence about the toys they played with.</p> <p>Remember: Think of a sentence. Capital letters Finger spaces Full stops</p>	<p style="text-align: center;">Drama</p> <p>Chat with an older family member to find out an interesting story which happened to them.</p> <p>Turn to page 23 in your Duke Award book and write a reflection</p> <p>Please just complete in your Duke Award book</p>

Teacher comment at the end of term:

Environmental Art!	Number Bond Champions!	Sequence Stars!	Funny Face Collages!	Handwriting Superstars!	Childhood Memories!	Tick this box once Duke Award Page is complete
--------------------	------------------------	-----------------	----------------------	-------------------------	---------------------	--

Non-negotiables. Please keep practising the following in your homework book:

Number formation: Practise writing numbers using the attached sheet to help.

Reading at least five times a week.

Please record individual readings daily into your reading record with the date clearly written and the amount of times read. If you have not completed the book please write the page number that you have read up to. If you have finished the book please record this as 'finished' or 'complete' so that it can be changed consistently.

For example:

14/09/25 Read to page 7

15/09/25 Read to page 9, blended words well.

16/09/25 Completed book