







## Year 1: Homework Tasks Term 2

<b>A</b> <i>Art &amp; Design</i>	<b>S</b> <i>Skills</i>	<b>P</b> <i>Practice</i>	<b>I</b> <i>Independence</i>	<b>R</b> <i>Revision</i>	<b>E</b> <i>Excellence</i>	 <i>Duke Awards Challenge</i>
<b>Activity:</b>						
<p style="text-align: center;"><b>Shelter Designers!</b></p> <p>Can you design a shelter to keep you safe and dry outdoors? Which materials will you need to keep you warm and dry? You will need to think about which materials will work best for the structure, and the covers.</p> <p>Design your invention in your homework book, and make sure you label it. Then, have a go at making it using a range of junk modelling materials and fabrics.</p> <p>Bring in your invention to show</p>	<p style="text-align: center;"><b>Autumn Walk</b></p> <p>How do you know it is autumn? Use your five senses to help you.</p> <p><i>In autumn I can see...</i></p> <p><i>In autumn I can hear...</i></p> <p><i>In autumn I can smell...</i></p> <p><i>In autumn I can feel...</i></p> <p><i>In autumn I can taste...</i></p> <p>You could focus on a different sense each week.</p> <p>Write these into your homework book.</p> <p>1. Think of your sentence.</p>	<p style="text-align: center;"><b>Spanish Greetings</b></p> <p>Practise your Spanish greetings by creating a comic strip story.</p> <p>¡Hola! - Hello</p> <p>¡Buenos días! - Good morning</p> <p>Me llamo...- My name is</p> <p>¿Cómo estás? - How are you?</p> <p>Estoy bien - I am well/good.</p> <p>Estoy mal - I am not well/not great.</p> <p>Mas o menos - So so.</p> <p>¡Hasta luego! - See you soon.</p> <p>¡Adiós! - Good bye</p> <div style="text-align: center;">  </div>	<p style="text-align: center;"><b>Adjectives</b></p> <p>Autumn has lots of fun events and changes during it (e.g. Bonfire Night, Diwali, weather and trees)</p> <p>Choose one and write as many adjectives as you can to describe what you can see, hear, smell, see and touch!</p> <div style="text-align: center;">  </div>	<p style="text-align: center;"><b>Number Champions!</b></p> <p>Practise working out one more and one less than a number.</p> <p>Go outside and collect autumn leaves, count 15 then work out one more and one less.</p> <p>Continue the activity with different amounts of leaves. How can you record your findings?</p> <div style="text-align: center;">  </div> <p><i>One more than 2 is three.</i></p> <p><i>One less than 2 is 1.</i></p> <p><i>Two is one less than...</i></p> <p><i>Three is one more than...</i></p>	<p style="text-align: center;"><b>Favourite Toys of the Past</b></p> <p>In Topic, we have been learning about how childhood games have changed over time. Ask your parents and other adults what toys they liked to play with during their childhood. Are they different or similar to what you like to play with?</p> <p>Record your findings in your Homework book by drawing and writing.</p> <div style="text-align: center;">  </div>	<p style="text-align: center;"><b>Cookery</b></p> <p>During one of your weekends why not try and make yourself a slice of toast. Can you make your toast and butter it? This can be recorded in your book by taking a picture and putting it in your Duke Awards book.</p> <p>Have great fun and show lots of independence.</p> <div style="text-align: center;">  </div>

the class. If it is too big to bring in, take a photo and email it to us!	2. Say your sentence. 3. Write it. 4. Check you have used capital letters in the right places, finger spaces and full stops.					
---	--	--	--	--	--	--

Teacher comment at the end of the term:

Shelter Designers!	Autumn Walk	Spanish Greetings	Adjectives	Number Champions!	Favourite Toys of the Past	Duke Award Challenge
--------------------	-------------	-------------------	------------	-------------------	----------------------------	----------------------

Please practise reading and spelling the following words below each week:

I the my you your by	we he she are be me	no go do so to they	for put all said some come	of has was friend school house	there here where were one once	
-------------------------------------	------------------------------------	------------------------------------	---	---	---	--

**Non-negotiables - please keep practising the following in your homework book:**

**Number and letter formation:** Please see the sheets we sent in September to practise number and letter formation.

**Reading at least five times a week.** Please record individual readings daily into your reading record with the date clearly written and the amount of times read. If you have read part of the book please write the page number that you have read up to. If you have read the whole book please record this as 'finished' or 'complete' so that it can be changed. For example:

- 14/11/25 Read to page 7
- 15/11/25 Read to page 9, blended words well.
- 16/11/25 Completed book