
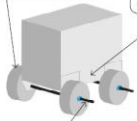


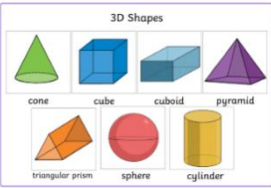



Year 1 - Homework Tasks - Term 4 - Bright Lights, Big City

A <i>Art & Design</i>	S <i>Skills</i>	P <i>Practice</i>	I <i>Independence</i>	R <i>Revision</i>	E <i>Excellence</i>	★ <i>Duke Awards Challenges</i>
Activity:						
<p style="text-align: center;">Miniature Movers</p> <p>In D&T, we are learning about how vehicles move using wheels, axles and a chassis.</p> <p>Create a miniature London bus using a range of resources, such as junk modelling.</p> <p>Can you make your vehicle roll by adding a set of wheels?</p> 	<p style="text-align: center;">Season Spotters</p> <p>Go on a nature walk and observe the current season. What do you notice about the following things: trees, flowers, wildlife, temperature and the clothing you need to wear? Write your observations, with pictures, in your homework book.</p> <p>Repeat this activity again towards the end of term, once the season has</p>	<p style="text-align: center;">Directions</p> <p>A map is a picture of an area of land that shows the human and physical features of a place.</p> <p>Explore your local area on a map using Google Maps.</p> <p>Write a set of directions from your house to a local human or physical feature nearby.</p> <p>Please use the vocabulary sheet provided for extra support.</p>	<p style="text-align: center;">Super Subtraction</p> <p>Collect a range of items up to the quantity of 20.</p> <p>Using this as your whole number, write as many subtraction number sentences as you can make using your original number.</p> <p><i>For example:</i> $19 - 1 = 18$ $19 - 2 = 17$</p> <p>Challenge: Can you move the equals sign to the start of the</p>	<p style="text-align: center;">Shape Stars</p> <p>Go on a shape hunt in different locations (e.g. at home, in the garden, at the shops, at the park), and search for as many 2D and 3D shapes as you can find.</p> <p>Record your findings in your homework book (draw, photograph, write), and label all of the 2D and 3D shapes you have found.</p> <p>Can you label their features?</p>	<p style="text-align: center;">Local Landmarks</p> <p>A landmark is a feature of a landscape or town that is easily seen from far away. Think about the landmarks you have seen in your local area.</p> <p>Draw and label an example of a memorial, entertainment venue, royal building, place of worship or</p>	<p style="text-align: center;">Domestic challenge and Taking responsibility</p> <p style="text-align: center;"><u>Domestic Challenge</u></p> <p>For this challenge, can you tidy, vacuum and polish shoes? Take a picture and place these in your Duke Awards book.</p> <p style="text-align: center;"><u>Taking responsibility challenge pg 31</u></p> <p>For this challenge you will need to recycle items and write down how many items</p>

<p>A wheel is a circular object that is joined to an axle.</p> <p>A chassis is the frame of a vehicle.</p>  <p>An axle is a rod that goes through the centre of a wheel and allows it to turn.</p>	<p>moved further into Spring.</p> <p>What differences do you notice?</p> 		<p>number sentence?</p> <p>$18 = 19 - 1$ $17 = 19 - 2$</p>	<p>How many edges and faces can you identify?</p> 	<p>physical feature.</p> <p>For example: Queen Victoria Monument, High Street, Maidstone</p> 	<p>you have daily for a week?</p> <p>Then use some of the recycled materials to make your own bird feeder, plant or pen pot, maracas or anything else and then write your self reflection.</p>
--	--	---	---	---	---	---

Teacher comment at the end of the term:

						<p>This needs to be completed in the Duke Awards book does not need to be in the homework book.</p>
--	--	--	--	--	--	--

Please practice reading and spelling the following words below each week:

<p>eleven twelve thirteen fourteen fifteen</p>	<p>sixteen seventeen eighteen nineteen twenty</p>	<p>who what whole there they</p>	<p>could should would old great</p>	<p>ball call small tall called</p>	<p>talk walk other mother brother</p>	
--	---	--	---	--	---	--

Non-negotiables - please keep practising the following in your homework book:

Number and letter formation: Please see the sheets we sent in September to practise number and letter formation.

Reading to be completed at least five times a week. Please record individual readings daily into your reading record with the date clearly written and the amount of times read. If you have read part of the book, please write the page number that you have read up to. If you have read the whole book, please record this as 'finished' or 'complete' so that it can be changed.










For example:

14/02/26 Read to page 7










15/02/26 Read to page 9, blended words well.

16/02/26 Completed book

Directions Vocabulary Sheet

 <p>past</p>	 <p>forwards</p>	 <p>Turn left</p>	 <p>Turn right</p>	 <p>reach reached</p>
 <p>continue</p>	 <p>walk</p>	<p>Start</p>	 <p>until</p>	 <p>destination</p>

Directions Vocabulary Sheet

 <p>past</p>	 <p>forwards</p>	 <p>Turn left</p>	 <p>Turn right</p>	 <p>reach reached</p>
 <p>continue</p>	 <p>walk</p>	<p>Start</p>	 <p>until</p>	 <p>destination</p>