






EYFS: Homework Tasks Term 1

A <i>Art & Design</i>	S <i>Skills</i>	P <i>Practice</i>	I <i>Independence</i>	R <i>Revision</i>	E <i>Excellence</i>
Activity:					
<p>Make your own simple family tree. Draw, paint or make a model of a family tree to show the different members of your family.</p> 	<p>Practise writing your first name, starting with a capital letter. For a challenge, can you write your full name?</p> 	<p>Write down three words that have the same starting sound as your name. For example: Bob: ball, bear and bat.</p> 	<p>Please refer to the Duke award book: speed dressing. Get dressed independently for school. Ask an adult to time how long you take to get dressed. Add photos to the Duke award book.</p> 	<p>Count how many steps it takes to get from one room to another in your home. Record them in your homework book.</p> 	<p>Look at our 'High 5 Rules' with a grown up. Talk about what you think they mean and how you can follow them in school.</p> <div style="border: 1px solid orange; background-color: #f4a460; padding: 5px; margin-top: 10px;"> <p style="text-align: center; color: red; font-weight: bold;">High Five Rules</p> <ul style="list-style-type: none"> • We put others first. • We take part and have fun. • We follow instructions with thought and care. • We listen to one another. • We tell the truth and say things in love. </div>
Teacher comment at the end of the term:					
<p>Non negotiables (Please keep practising):</p> <p>*Reading at least 5x per week* Please record individual readings daily into your reading record with the date clearly written. If you have not completed the book please write the page number that you have read up to. If you have finished the book, please read it a second time, then record this as 'finished' or 'complete' so that it can be changed correctly.</p> <p>Writing and forming letters. Counting to 10.</p>					

Letter Formation Practice Sheet



