








Year 4 - Homework Tasks - Term 5

A Art & Design	S Skills	P Practice	I Independence	R Revision	E Excellence	Additional Junior Duke
<p>The ancient Egyptians wrote using hieroglyphs - an alphabet of different symbols. Challenge yourself to write your name using hieroglyphs!</p> 	<p>Use your research skills to find out where these ancient civilisations started.</p> <ul style="list-style-type: none"> -Ancient Sumer -The Indus Valley -Ancient Egypt <p>Could you show your findings using a map? Can you add any other civilisations?</p> 	<p>Practise the times tables and division facts you have learned so far. Use songs, flashcards, interactive games - whatever works best for you. Focus on x12 and x11, then x6, x7, x8 and x9. Use TTRS to improve your speed. The multiplication check takes place in June.</p> 	<p>This term in DT we will be focusing on statues, statuettes and figurines. Research and write about a famous statue, think about the following: Who created the statue and when was it built? What does the statue represent or symbolise? What interesting facts or historical events are connected to the statue?</p> 	<p>Revise rules for using punctuation. Use the BBC Bitesize links to revise:</p> <ul style="list-style-type: none"> - apostrophes for possession - using commas - using inverted commas <p>Can you record some examples in your homework book?</p> 	<p>Imagine you are an Emperor of an ancient civilisation. You and your people have just settled in a new area. What rules would you set out for your people? Why?</p> 	<p>Complete pages 25 and 29 in your Junior Duke book: computer skills and my country. You can also include photos where appropriate.</p> 

Teacher comment at the end of the term:

<p align="center">Set 1 Test Day: 24.04.26 civilisation ancient religion nutrition society supplies cities inventions knowledge early earth Sumer Egypt emperor empire</p> <p align="center">(Topic vocabulary)</p>	<p align="center">Set 2 Test Day: 01.05.26 trust mistrust spell misspell behave misbehave lead mislead inactive mismatch inhuman unkind disagree misunderstand misprint</p> <p align="center">(Unit 1 revision)</p>	<p align="center">Set 3 Test Day: 08.01.26 treasure treasured measure measurement pleasure enclosure capture puncture mixture adventure creature picture pictured leisure leisurely</p> <p align="center">(Unit 2 revision)</p>	<p align="center">Set 4 Test Day: 15.05.25 accident accidentally actual actually address although answer appear arrive believe bicycle breath breathe build busy</p> <p align="center">(Year 3 & 4 common exception words)</p>	<p align="center">Set 5 Test Day: 22.05.26 solve solution soluble insoluble dissolve solar solitary real reality realistic unreal realisation realism realise realisation</p> <p align="center">(Words containing 'sol' and 'real')</p>	<p align="center">Set 6 Test Day: No test - Half Term</p>

Non-negotiables (Please keep practising):

Times tables: Please practise weekly.

Reading: At least 5 times a week. Please record all reading.

Spelling: Please learn the spellings in week order. These will be tested every Friday.

All other homework tasks can be completed in any order that you choose.

Homework must be brought in weekly on a Wednesday - Children are expected to complete one piece of homework each week.

